





Elite
cod. 3225



Elite
cod. 3225



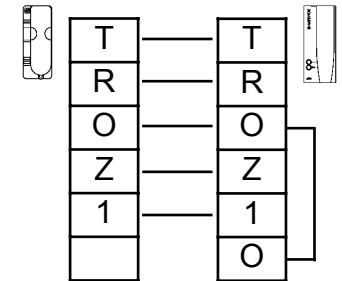
Symbol
cod. 2225



Elite
cod. 3225

CORRISPONDENZE MORSETTI
TERMINALS MATCHES
CORRESPONDANCES DES BORNES

SYMBOL ELITE
cod. 2225 cod. 3225



*Nota:

- alcuni alimentatori obsoleti potrebbero non garantire la sostituzione o rendere necessario la ritaratura dei volumi.
- some old power supplies may not allow the substitution or they may require new volumes settings.
- quelques alimenteurs obsolètes pourraient ne pas garantir la substitution ou ils peuvent exiger de nouveaux réglages des volumes



A Il citofono Elite è fornito con ronzatore per chiamate in corrente alternata e dotato di morsetti di collegamento "1" e "O"

B Collegare il morsetto "O" del circuito stampato col morsetto "O" del ronzatore

C Rappresentazione del collegamento del citofono Symbol cod. 2225

D Rappresentazione della sostituzione del citofono Symbol cod. 2225 con un citofono Elite 3225



A The Elite telephone comes complete with buzzer for calls on A.C. voltage and with its terminal connection "1" and "O".

B Connect with a wire terminal "O" of printed circuit board to terminal "O" of buzzer.

C Picture of connection of existing telephone Symbol code 2225.

D Picture of connection of new ELITE telephone code 3225 substituting and existing Symbol code 2225.

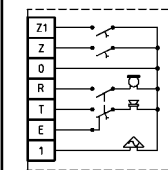


A L'interphone Élite est fournie complet avec le buzzer pour appels en courant alternée et avec son bornes "1" et "O".

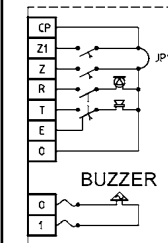
B Reliez avec un fil la borne "O" du circuit imprimé avec la borne "O" du buzzer.

C Image de la liaison d'un interphone Symbol code 2225.

D Image de la substitution d'un interphone Symbol code 2225 avec un interphone Élite code 3225.



Symbol
cod. 2225



Elite
cod. 3225